

CNC

HEAVY DUTY OIL COUNTRY LATHE


重切削巨型電腦 車床 電腦 油管




● Tailstock Rotary Quill
尾座迴轉心軸



● Hydraulic Tailstock
油壓尾座




● 3-Jaw Hydraulic Chuck
三爪油壓夾頭



● Hydraulic V8 Turret
油壓八刀塔



● Locating Hydraulically
油壓定位



● Hydraulic Milling Device
油壓銑削設備



● Double Chuck
雙夾頭



● Axes servo motor output enhancement / 軸向伺服馬達輸出強化



● Boring Device
鏤孔設備



● HD Steady Rest
滾輪座



● Hydraulic 4-way Toolpost
油壓四方刀塔



● Movable Program
外掛式手輪



● Square Groove of Carriage enhances cutting ability
方形導軌加強切削能力

22" / 32" BED STANDARD ACCESSORIES / 標準配備

- CNC controller: FANUC 0i-TD or FAGOR 8055i
- AC Spindle Motor
- Auto lubrication system
- Coolant system
- Splash guard
- RS-232 port
- Work light
- Adapter sleeve (for 9" spindle bore lathe and below)
- Tool centers
- Leveling bolts & Pads
- Tool box with oiler, spare fuse, paint & tools
- Operation & Service manual
- Chip conveyor
- 電腦控制器: FANUC 0i-TD or FAGOR 8055i
- 主軸馬達
- 自動潤滑系統
- 冷卻系統
- 護罩
- RS-232連接埠
- 工作燈
- 主軸套筒(主軸孔徑9吋以下機型)
- 工作頂針
- 水平螺絲及墊片
- 工作箱含注油器、備用保險絲及工具
- 操作及維修手冊
- 鐵屑輸送機

52" BED STANDARD ACCESSORIES / 標準配備

- CNC controller: FANUC 0i-TD or FAGOR 8055i
- AC Spindle Motor
- Auto lubrication system
- Coolant system
- H4 or V8 hydraulic turret
- RS-232 port
- Work light
- Splash guard (for Distance between centers ≤6m)
- Adapter sleeve
- Tool centers
- Tailstock rotary quill
- Leveling bolts & Pads
- Tool box with oiler, spare fuse, paint & tools
- Operation & Service manual
- Chip conveyor
- 電腦控制器: FANUC 0i-TD or FAGOR 8055i
- 主軸馬達
- 自動潤滑系統
- 冷卻系統
- H4 or V8油壓刀塔
- RS-232連接埠
- 工作燈
- 護罩(用於兩心距≤6米)
- 主軸套筒
- 工作頂針
- 尾座迴轉心軸
- 水平螺絲及墊片
- 工作箱含注油器、備用保險絲及工具
- 操作及維修手冊
- 鐵屑輸送機

22" / 32" BED OPTIONAL ACCESSORIES / 選購配件

- 3-Jaw Chuck
- 4-Jaw Chuck
- Face Plate
- Hydraulic Chuck
- Double Chuck System
- Steady Rest
- Follow Rest
- Hydraulic Milling Device
- Locating Hydraulically
- Boring Device
- Hydraulic 4-way Tool Post
- Hydraulic V8 Turret
- Hydraulic V12 Turret
- Hydraulic Tailstock
- C-axis Control
- Power Turret
- 三爪夾頭
- 四爪夾頭
- 花盤
- 油壓夾頭
- 雙夾頭系統
- 中心架
- 跟刀架
- 油壓銑削設備
- 油壓定位
- 鏤孔設備
- 油壓四方刀塔
- 油壓8刀塔
- 油壓12刀塔
- 油壓尾座
- C軸控制
- 動力刀塔

52" BED OPTIONAL ACCESSORIES / 選購配件

- 3-Jaw Chuck
- 4-Jaw Chuck
- Face plate
- Steady rest
- Hydraulic Milling Device
- Locating Hydraulically
- Boring device
- Hydraulic Tailstock
- C-axis Control
- Power Turret
- 三爪夾頭
- 四爪夾頭
- 花盤
- 中心架
- 油壓銑削設備
- 油壓定位
- 鏤孔設備
- 油壓尾座
- C軸控制
- 動力刀塔

CNC Oil Country Lathe : 22" / 32" BED

Description \ Model	TNC-960	TNC-1060	TNC-1200	TNC-1400	TNC-1600	
Swing over bed 床面旋徑	960 mm	1060 mm	1200 mm	1400 mm	1600 mm	
Swing over cross slide 鞍上旋徑	530 mm	630 mm	750 mm	950 mm	1150 mm	
Bed width 床面寬度	560 mm (22")		800 mm (32")			
Distance between centers 兩心間距離	2000-6000 mm (80"-240")		2000-10000 mm (80"-400")			
Spindle bore 主軸孔徑	Ø156 mm (for 22" bed)	Ø230 mm	Ø260 mm	Ø310 mm	Ø360 mm	Ø535 mm (for 32" bed)
Spindle nose 主軸鼻端	A2-11	A2-15	A2-15	A2-20	A2-20	A2-28
Spindle speeds (4 Steps) 主軸轉速(四段)	6-800 rpm	4-600 rpm	4-600 rpm	3-400 rpm	3-400 rpm	2-300 rpm
Spindle motor 主軸馬達	22 KW / 30 KW (200"/240")		30 KW / 37 KW (200"/240" and above)			
Ball screw diameter 滾珠螺桿直徑	X-axis : Ø40 Z-axis : Ø63 / Ø80 (200"/240")		X-axis : Ø50 Z-axis : Ø80			
Cutting speed 切削進給速度	X-axis : 0-5 m/min Z-axis : 0-5 m/min		X-axis : 0-5 m/min Z-axis : 0-5 m/min			
Max. X-axis travel X軸最大行程	600 mm		800 mm			
Max. Z-axis travel Z軸最大行程	1750-5750 mm (80"-240")		1750-9750 mm (80"-400")			
Tailstock spindle travel/Quill 尾座軸行程/軸徑	300 mm / Ø125		300 mm / Ø200 or Ø290 (Rotary for OPT)			
Tailstock spindle taper 尾座軸錐度	MT#6		MT#7			
Controller 控制器	FAGOR 8055i	FANUC 0i-TD	FAGOR 8055i	FANUC 0i-TD		
X-axis servo motor X軸伺服馬達	FXM 54	α12i	FXM 74	α22i		
Servo motor output 伺服馬達輸出	2.8 KW	3.0 KW	5.3 KW	4.0 KW		
Z-axis servo motor Z軸伺服馬達	FXM 74	α22i	FXM 74	α22i		
Servo motor output 伺服馬達輸出	5.3 KW	4.0 KW	5.3 KW	4.0 KW		
Coolant pump motor 冷卻泵馬達	1 HP		1 HP			

※ Our design enhances output.

※本公司擁有設計變更及規格變更之權力，若有變更恕不另行通知。

※Specifications are subject to change without notice for further design improvement.

CNC Giant Heavy Duty Lathe : 52" BED

Description \ Model	TNC-1800	TNC-2000	TNC-2500	
Swing over bed	床面旋徑	1800 mm	2000 mm	2500 mm
Swing over cross-slide (Full length) ※1	全長鞍上旋徑	1250 mm	1440 mm	1920 mm
Swing over cross-slide (Half length) ※1	半長鞍上旋徑	1450 mm	1640 mm	2120 mm
Center height	中心高度	900 mm	1000 mm	1250 mm
Bed width	床身寬度	1320 mm (52")		
Distance between centers	兩心間距	3000 mm (120") ~ 12000 mm (480")		
Spindle bore / Spindle nose	主軸孔/鼻端	Ø230 mm / A2-15		
Spindle speeds (4 Steps)	主軸轉速(4段)	5 ~ 460 rpm		
Spindle motor	主軸馬達	45/55 KW (60/75 KW for OPT)		
Number of tool stations	刀位數	Horizontal 4 or Vertical 8		
Tool shank cross section	刀柄種類	40 mm × 40 mm		
Tool shank diameter	刀柄直徑	Ø60 mm (Ø100 mm for OPT)		
Cutting feed rate (per rotation)	切削進給	X-axis : 0.001-250 mm , Z-axis : 0.001-400 mm		
Rapid travel	快速進給	X-axis : 5 m/min , Z-axis : 5 m/min		
Ball screw diameter	滾珠螺桿直徑	X-axis : Ø60 mm , Z-axis : Ø100 mm		
Tailstock spindle travel / Quill	尾座心軸行程	300 mm / Ø290 mm (Rotary)		
Tailstock spindle taper	心軸錐度	MT#7		
Controller	控制器	FANUC or FAGOR		
X-axis servo motor output ※2	X軸伺服馬達輸出	7.0 KW		
Z-axis servo motor output ※2	Z軸伺服馬達輸出	7.0 KW		
Hydraulic pump motor	油壓泵馬達	7.5 KW		
Coolant pump motor	冷卻泵馬達	1.0 KW		
Machine Weight (3 meter D.B.)	機器重量(3米)	30000 kgs	34500 kgs	37000 kgs
Weight per extra meter	每加1米長	4500 kgs		

※1 Full Length or Half Length Cross Slide design depends on customers choice.

※2 Our design enhances output power.

※本公司擁有設計變更及規格變更之權力，若有變更恕不另行通知。

※Specifications are subject to change without notice for further design improvement.

 **MYDAY 台秀**
浩穎機械工業股份有限公司
MYDAY MACHINERY INC.

台中市烏日區慶光路112-53號
No. 112-53, Cingguang Rd., Wurih Dist.,
Taichung City 41462, Taiwan
TEL: 886-4-2335-1313
FAX: 886-4-2335-2259
E-mail: mydayche@ms61.hinet.net



CNC

HEAVY DUTY

OIL COUNTRY

LATHE

重切削巨型電腦 車床
電腦油管

